

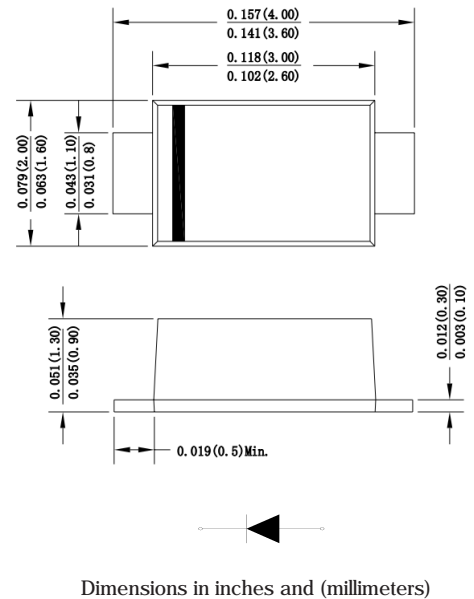


Features

- ◆ The plastic package carries Underwriters Laboratory Flammability Classification 94V-0
- ◆ Idea for printed circuit board
- ◆ Glass passivated Junction chip
- ◆ Low reverse leakage
- ◆ High forward surge current capability
- ◆ High temperature soldering guaranteed 250°C/10 seconds at terminals

Mechanical Data

Case : Molded plastic body
 Terminals : Solder plated, solderable per MIL-STD-750,Method 2026
 Polarity : Polarity symbol marking on body
 Mounting Position : Any
 Weight : 0.0007 ounce, 0.02 grams



Maximum Ratings And Electrical Characteristics

Ratings at 25°C ambient temperature unless otherwise specified. Single phase half-wave 60Hz, resistive or inductive load, for capacitive load current derate by 20%.

Parameter	SYMBOLS	A1	A2	A3	A4	A5	A6	A7	UNITS
Maximum repetitive peak reverse voltage	V _{RRM}	50	100	200	400	600	800	1000	V
Maximum RMS voltage	V _{RMS}	35	70	140	280	420	560	700	V
Maximum DC blocking voltage	V _{DC}	50	100	200	400	600	800	1000	V
Maximum average forward rectified current at T _L =100°C	I _(AV)	1.0							A
Peak forward surge current, 8.3ms single half sine-wave superimposed on rated load	I _{FSM}	35.0							A
Maximum instantaneous forward voltage at 1.0A	V _F	1.10							V
Maximum DC reverse current T _A =25°C at rated DC blocking voltage T _A =125°C	I _R	5.0 500							uA
Typical junction capacitance (Note1)	C _J	18.0							pF
Typical thermal resistance	R _{qJA}	85.0							°C/W
Operating junction and storage temperature range	T _J ,T _{STG}	-55 to +150							°C

Note: 1. Measured at 1MHz and applied reverse voltage of 4.0V D.C.



Ratings And Characteristic Curves

FIG. 1- DERATING CURVE OUTPUT RECTIFIED CURRENT

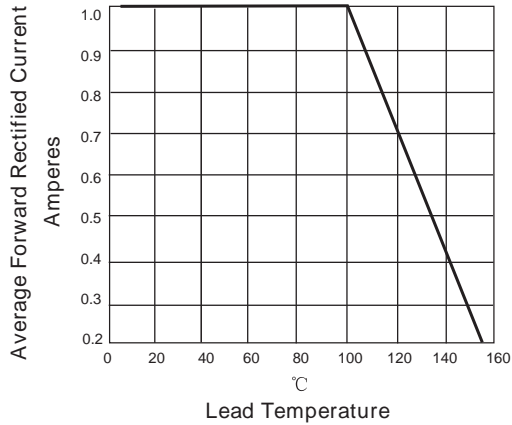


FIG. 2-MAXIMUM NON-REPETITIVE PEAK FORWARD SURGE CURRENT PER LEG

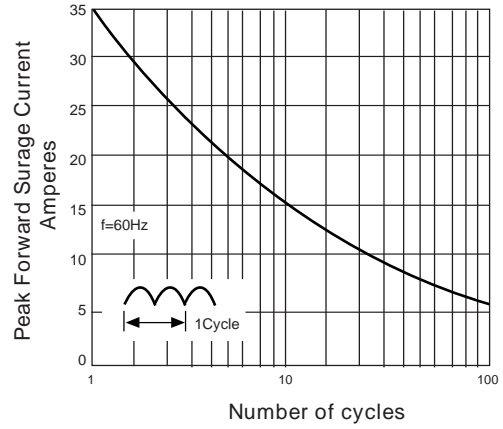


FIG. 3-TYPICAL FORWARD VOLTAGE CHARACTERISTICS

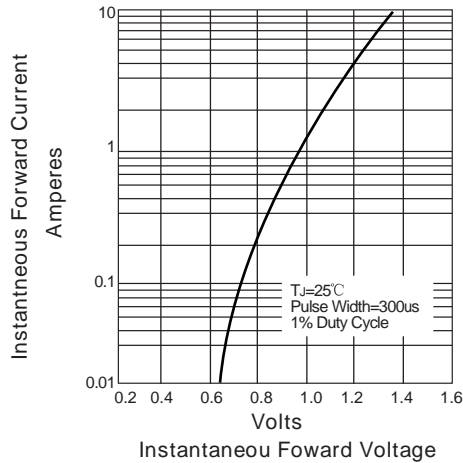
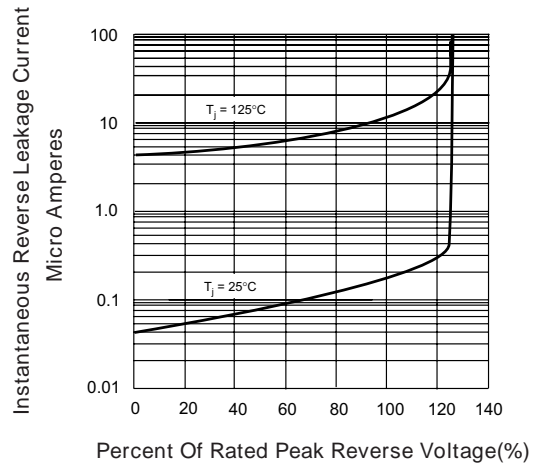
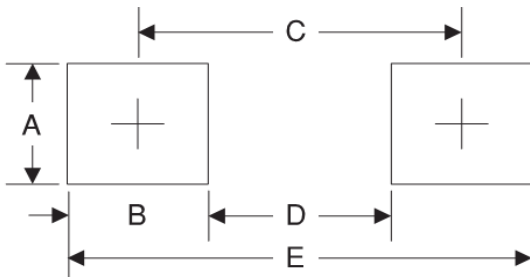


FIG. 4-TYPICAL REVERSE LEAKAGE CHARACTERISTICS



Suggested Pad Layout



Symbol	Unit (mm)	Unit (inch)
A	1.2	0.048
B	1.15	0.045
C	3.10	0.122
D	1.95	0.077
E	4.25	0.167