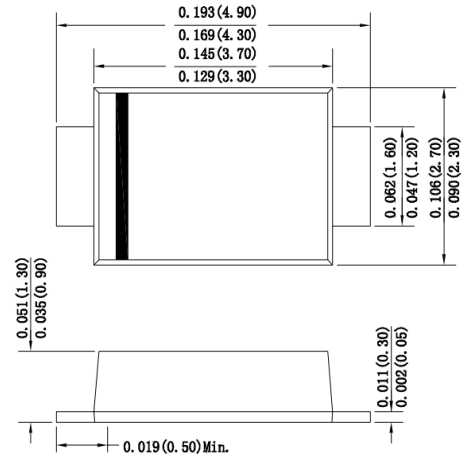




Features

- ◆ The plastic package carries Underwriters Laboratory Flammability Classification 94V-0
- ◆ For surface mounted applications
- ◆ Built-in strain relief, ideal for automated placement
- ◆ Low reverse leakage
- ◆ High forward surge current capability
- ◆ High temperature soldering guaranteed
250°C/10 seconds at terminals

SMAF



Dimensions in inches and (millimeters)

Mechanical Data

Case : Molded plastic body
 Terminals : Solder plated, solderable per MIL-STD-750, Method 2026
 Polarity : Polarity symbol marking on body
 Mounting Position : Any
 Weight : 0.0014 ounce, 0.038 grams

Maximum Ratings And Electrical Characteristics

Ratings at 25°C ambient temperature unless otherwise specified. Single phase half-wave 60Hz, resistive or inductive load, for capacitive load current derate by 20%.

Parameter	SYMBOLS	SS22F	SS24F	SS26F	SS28F	SS210F	SS215F	SS220F	UNITS
Maximum repetitive peak reverse voltage	V _{RRM}	20	40	60	80	100	150	200	V
Maximum RMS voltage	V _{RMS}	14	28	42	56	70	105	140	V
Maximum DC blocking voltage	V _{DC}	20	40	60	80	100	150	200	V
Maximum average forward rectified current at T _L =100°C	I _(AV)	2.0							A
Peak forward surge current, 8.3ms single half sine-wave superimposed on rated load	I _{FSM}	50.0							A
Maximum instantaneous forward voltage at 2.0A	V _F	0.55	0.70	0.85	0.95				V
Maximum DC reverse current at rated DC blocking voltage T _A =25°C T _A =125°C	I _R	0.5 50			0.05 10			mA	
Typical thermal resistance	R _{qJA}	70.0							°C/W
Operating junction temperature range	T _J	-55 to +125			-55 to +150				°C
Storage temperature range	T _{STG}	-55 to +150							°C



Ratings And Characteristic Curves

FIG. 1- DERATING CURVE OUTPUT RECTIFIED CURRENT

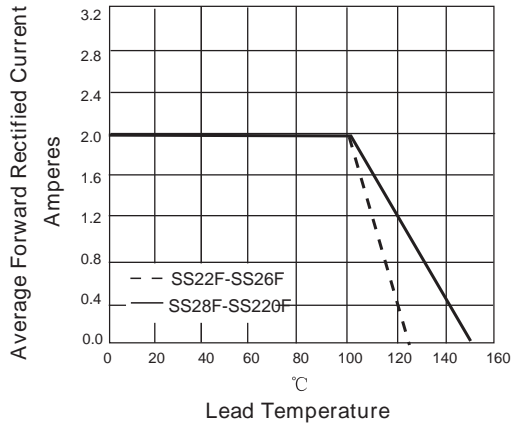


FIG. 2-MAXIMUM NON-REPETITIVE PEAK FORWARD SURGE CURRENT PERLEG

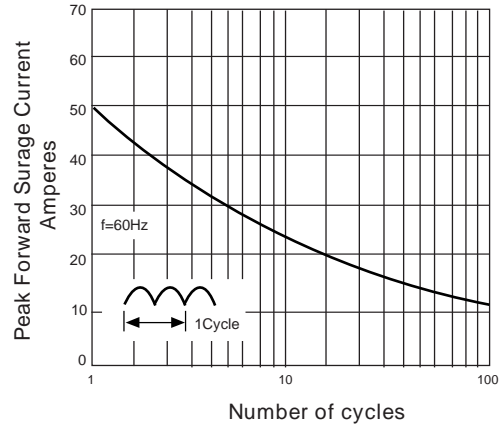


FIG. 3-TYPICAL FORWARD VOLTAGE CHARACTERISTICS

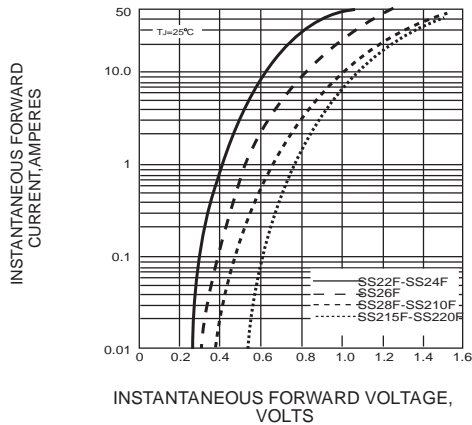
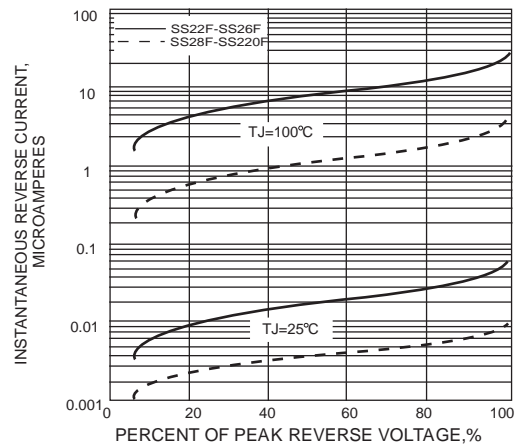
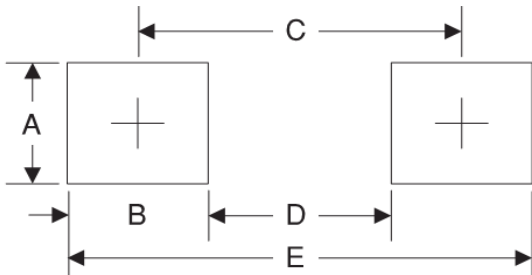


FIG. 4-TYPICAL REVERSE LEAKAGE CHARACTERISTICS



Suggested Pad Layout



Symbol	Unit (mm)	Unit (inch)
A	1.68	0.066
B	1.52	0.060
C	3.90	0.154
D	2.00	0.078
E	5.10	0.200